

NEW MEXICO

WHO ARE TODAY'S STUDENTS?

Nationally, today's students are more diverse than any previous generation of college students: in age, race, and income level. They're more mobile and may not live on campus. Most participate in the workforce, either full-time or part-time. Work and family responsibilities beyond the classroom—whether that is on-campus or online—often compete with today's students' educational goals.

NATIONWIDE, TODAY'S STUDENTS ARE:

37%

OLDER THAN 25



64%

WORKING WHILE
IN COLLEGE



24%

PARENTING



13%

LIVING ON CAMPUS



40%

PART-TIME



IN NEW MEXICO,

Dr. Barbara Damron, Former Cabinet Secretary of the New Mexico Higher Education Department and Higher Learning Advocates' Champions Network member, was initially a public health leader where she focused on amassing data and evidence to inform practice and improve the survival rate among cancer patients and others with life-threatening illnesses. Now, she sees a powerful analogy between health transformation and education and has worked to stress the importance of evidence-based student supports as a tool for improving outcomes.

// Educational opportunity is not only key to getting a good job in today's economy, but it can also keep individuals out of the criminal justice and public assistance systems, and promote healthier and more prosperous lives for them and their family members. I feel that every day we work in the student success movement, we're doing work that will save lives. //

NEW MEXICO



SNAPSHOT: How do New Mexico's numbers stack up?

To better understand how New Mexico compares to the national higher education landscape, look to the data below detailing trends in enrollment, federal student aid, tuition and fees, earnings, and attainment comparing national and state level data.

ENROLLMENT

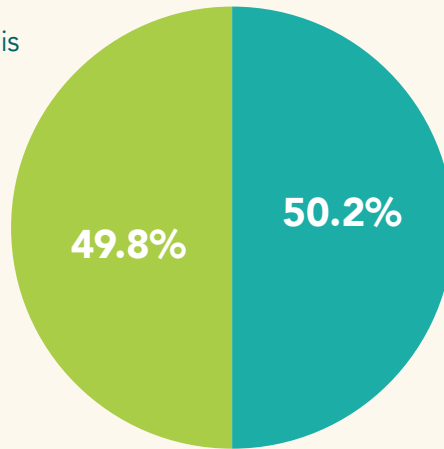
New Mexico's Fall Student Enrollment, 2017

New Mexico's total student enrollment is

130,636

50%

New Mexico students attend full-time.



- Full-time
- Part-time

Source: U.S. Department of Education, National Center for Education Statistics. Integrated Postsecondary Data System (IPEDS), Enrollment by Student Level survey, Fall 2017 preliminary data. Includes undergraduate and graduate fall enrollment.

FEDERAL STUDENT AID

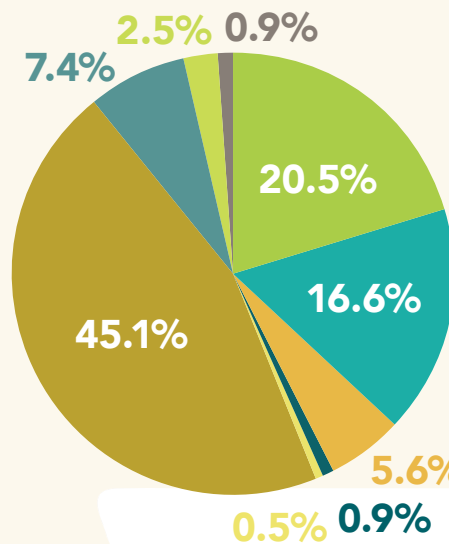
New Mexico Federal Student Aid Portfolio

About

45%

of New Mexico's college students and their families take out federal student loans,¹ compared to

70% nationwide.²



- Direct Loan Subsidized
- Direct Loan Unsubsidized Undergraduate
- Direct Loan Unsubsidized Graduate
- Parent PLUS
- Grad PLUS
- Pell Grant
- Federal Supplemental Education Opportunity Grant (FSEOG)
- Federal Work Study
- Perkins Loan

Source: Federal Student Aid Data Center. Direct Loan Program. AY 2016-2017 Quarter 4, Award Year Summary. <https://studentaid.ed.gov/sa/about/data-center/student/title-iv>

Source: Federal Student Aid Data Center. Grant Volume. AY 2016-2017 Quarter 4, Award Summary. <https://studentaid.ed.gov/sa/about/data-center/student/title-iv>

Source: Federal Student Aid Data Center. Campus-Based Program. AY 2016-2017. <https://studentaid.ed.gov/sa/about/data-center/student/title-iv>

¹Includes Direct Subsidized Loan, Direct Unsubsidized Loans, Parent PLUS, Grad PLUS, and Perkins Loan.

²<https://www.cnbc.com/2017/07/03/this-is-the-age-most-americans-pay-off-their-student-loans.html>

NEW MEXICO



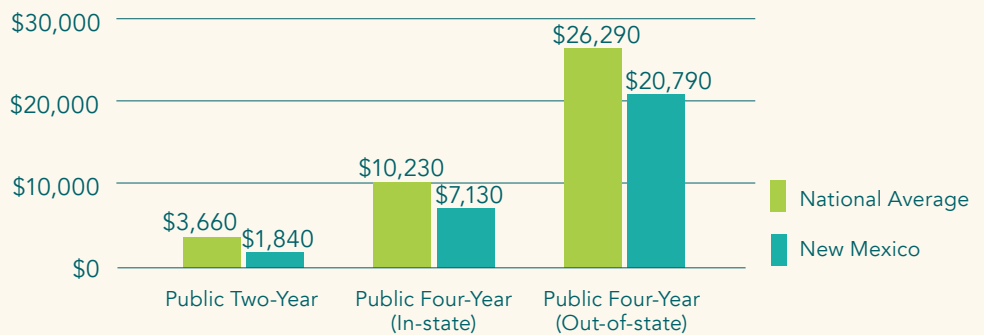
SNAPSHOT: How do New Mexico's numbers stack up?

TUITION & FEES

New Mexico's institutions of higher education tuition & fees are below the national average.

Source: College Board. Trends in College Pricing 2018. Figure 5 and 6. <https://trends.collegeboard.org/college-pricing>
Source: College Board. Average Tuition and Fees and Room and Board in Current Dollars, 2017-18 and 2018-19. <https://trends.collegeboard.org/college-pricing/figures-tables/average-published-undergraduate-charges-sector-2018-19>

Average Tuition & Fees | 2018-2019

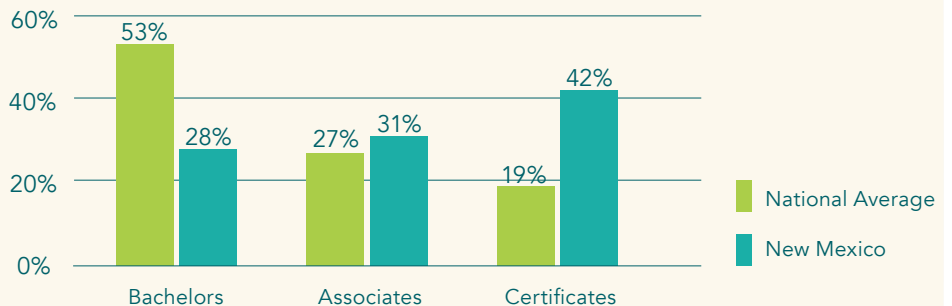


ATTAINMENT

In 2016-2017, New Mexico students obtained certificates at more than twice the national average, but obtained bachelor's degrees at far below the national average.

Source: U.S. Department of Education, National Center for Education Statistics. Integrated Postsecondary Education Data System (IPEDS), Completions Survey by Gender, 2016-2017 academic year.
Source: Ginder, S.A., Kelly-Reid, J.E., and Mann, F.B. (2018). Postsecondary Institutions and Cost of Attendance in 2017-18; Degrees and Other Awards Conferred, 2016-17; and 12-Month Enrollment, 2016-17: First Look (Provisional Data) (NCES 2018-060rev). U.S. Department of Education. Washington, DC: National Center for Education Statistics. Retrieved November 2018 from <https://nces.ed.gov/pubs2018/2018060REV.pdf>
Note: Certificates only include less than one year and at least one year but less than 4 years.

Percentage of Degrees & Certificates Awarded | 2016-2017



NEW MEXICO



SNAPSHOT: How do New Mexico's numbers stack up?

ATTAINMENT *continued*

As of February 2019,

45.1%

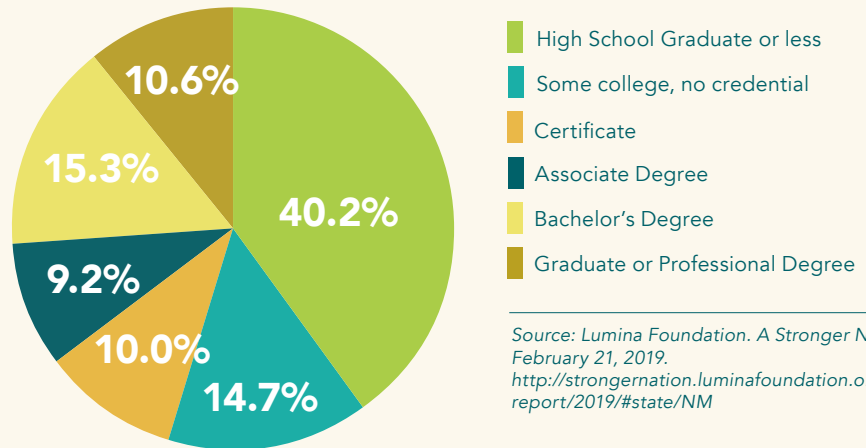
of New Mexico residents ages 25-64 have obtained a certificate or postsecondary degree.

NATIONALLY,

47.6%

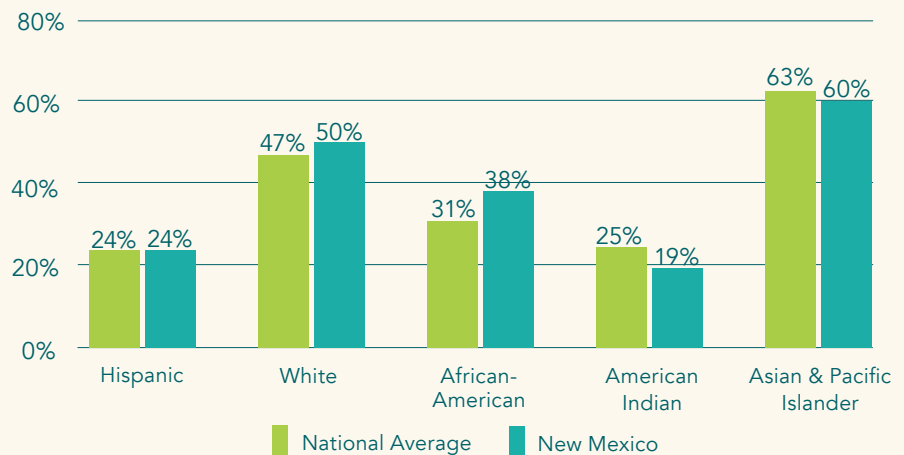
of Americans ages 25-64 have obtained a certificate or postsecondary degree.³

New Mexico Education Levels for Residents Ages 25-64



Source: Lumina Foundation. A Stronger Nation. February 21, 2019. <http://strongernation.luminafoundation.org/report/2019/#state/NM>

Percentage of New Mexico Residents Ages 25-64 with at least an Associate's Degree by Race



Source: Lumina Foundation. A Stronger Nation. February 21, 2019. <http://strongernation.luminafoundation.org/report/2019/#state/NM>

³<http://strongernation.luminafoundation.org/report/2019/#state/NM>

NEW MEXICO



SNAPSHOT: How do New Mexico's numbers stack up?

EARNINGS AND EMPLOYMENT

Americans who earn a postsecondary degree or credential have higher earnings potential.

Source: Georgetown University Center for Education and Workforce. Certificates: Gateway to Gainful Employment and College Degrees. <https://cew.georgetown.edu/cew-reports/certificates/>

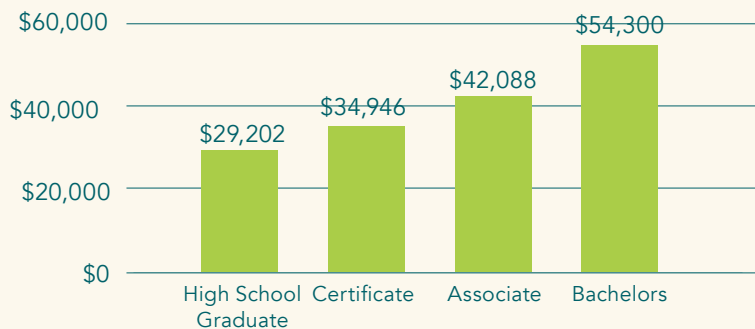
New Mexico workers with higher levels of postsecondary attainment have more earning power than their peers with less than a bachelor's degree. The median earnings of New Mexico residents is below the national average.

Source: U.S. Census Bureau, Earnings in the Past 12 Months, 2012-2016 American Community Survey 5-Year Estimates. https://factfinder.census.gov/faces/tableservices/jsf/pages/productview.xhtml?pid=ACS_09_5YR_S1501&prodType=table

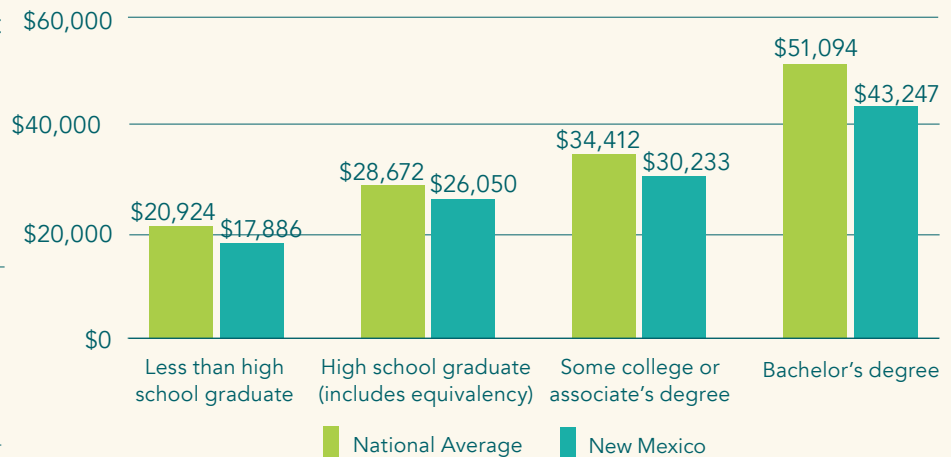
The majority of jobs nationwide in 2020 will require education beyond high school.

Source: Anthony P. Carnevale, Nicole Smith, and Jeff Strohl. Georgetown Center for Education and Workforce. Recovery: Job Growth and Education Requirements through 2020. June 26, 2013. <https://cew.georgetown.edu/cew-reports/recovery-job-growth-and-education-requirements-through-2020/>

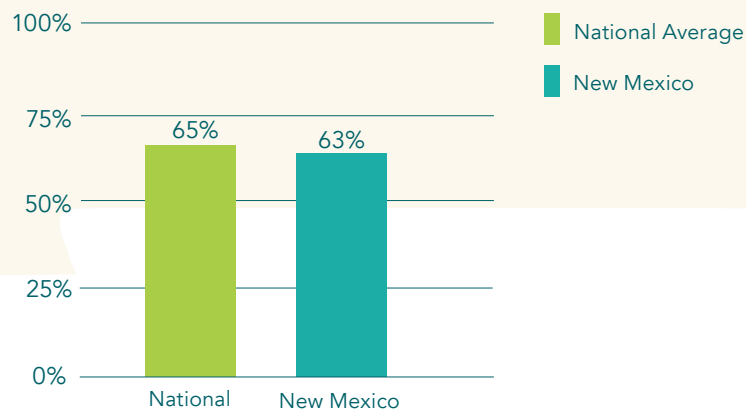
National Average Earnings of U.S. Workers By Educational Attainment



Median Earnings by Educational Attainment for New Mexico Residents Aged 25 and Over



Percentage of Jobs that will Require Postsecondary Education by 2020



WHAT CHALLENGES DO TODAY'S STUDENTS FACE?

AFFORDABILITY

49%

FINANCIALLY
INDEPENDENT



31%

FEDERAL
POVERTY
LINE

PART-TIME VS. FULL-TIME

40%

PART-TIME



COMPLETION

38%

OF STUDENTS



with additional
financial, work,
and family
obligations

leave school in their
first year⁵

WORK COMMITMENTS

64%

WORK WHILE
IN COLLEGE



PARENTING

24%



EMERGENCY COSTS



Early data from the University Innovation Alliance (UIA), a coalition of eleven public research universities, shows that about **4,000 Pell-eligible college seniors**, who are in good academic standing, are at risk of being dropped from their classes or not allowed to graduate because **less than \$1,000 is owed to their institutions**.⁴

VETERAN-STATUS

4%

OF
UNDERGRADS
ARE VETERANS



but they face unique challenges, such as applying competencies learned in military service to civilian careers and academics.

HOW CAN FEDERAL POLICY HELP SET TODAY'S STUDENTS UP FOR SUCCESS?

Outcomes are critical for today's students—including completion, employment, equity, and value—to be gained from higher learning. Federal policy needs to catch up to the way that today's students are learning and reward institutions and systems that deliver the strongest career and educational outcomes.

FEDERAL FINANCIAL AID should be redesigned with a focus on the needs of a wide range of students, especially those who work full- or part-time, are financially independent, or need to enroll in courses outside the traditional two-semester approach. Redesign approaches could include rethinking Pell eligibility for workforce programs, or simpler loan repayment to match today's students' needs.

DATA gathered through federal, state, and workforce data systems should cover the full spectrum of today's students, not just first-time, full-time students. Today's students, families, schools, and taxpayers need clear information to make informed choices about higher learning.

⁴ https://www.insidehighered.com/sites/default/server_files/files/Completion%20Grants%20release%208_16_17%20FINAL.pdf

⁵ <https://www.luminafoundation.org/todays-student-statistics>